

**PRODUCT DATASHEET**

# 9610™

The 9610 Provides a Fast and Accurate Measurement of Wobbe Index, Heating Value and Combustion Air Requirement Index (CARI)



**Fast**

---

**Accurate**

---

**Low Maintenance**

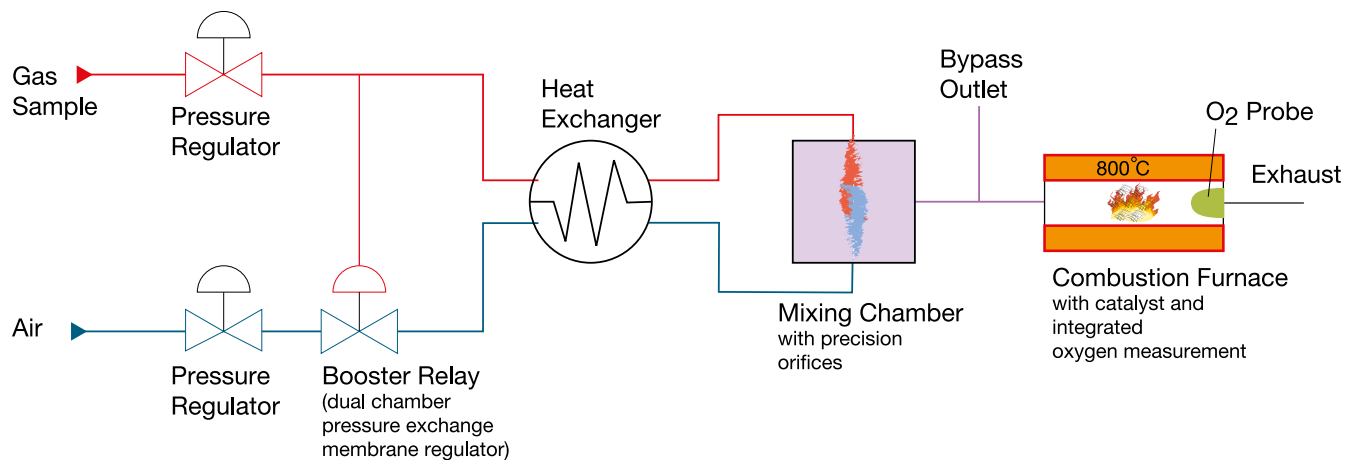
- Turbine Control
- Flare Stack Control
- Fuel Optimization
- Gas Blending
- Custody Transfer

## Features

- High Accuracy
- Fast Response
- Large Measurement Range
- Measures Low BTU Gases
- Low Maintenance
- Flameless/No Flameouts
- Measures Wobbe and CARI
- Hazardous Area Approved
- No Special Enclosure Required for Outdoor Use

## Measurement Principle (Residual Oxygen Measurement)

The 9610™ BTU Analyzer's measuring principle is based on the analysis of the oxygen content in the flue gas after combustion of the sample. A continuous gas sample is mixed with dry air at a precisely maintained constant ratio, which depends on the BTU range of the gas to be measured. The fuel air mixture is oxidized in a combustion furnace in the presence of a catalyst at 800°C, and the oxygen concentration of the combusted sample is measured by a zirconia oxide cell. The residual oxygen provides an accurate measurement for the Combustion Air Requirement of the sample gas, which can be correlated accurately to the Wobbe Index of the gas.



Pressure and temperature of gas sample and instrument air are equalized by means of pre-regulators, a dual chamber pressure exchange membrane regulator (booster relays) and a heat exchanger. The two streams then pass through precision orifices operating at a super-critical stage into a mixing chamber. Orifice sizes in the mixing chamber, which are selected based on desired BTU range, precisely maintain a constant fuel-air ratio. The air-gas mixture then enters a combustion chamber where the fuel is oxidized at 800°C in the presence of a catalyst. A zirconia oxide cell measures the residual oxygen concentration.

## Advantages

Key advantages of this method are its insensitivity to changes in ambient temperature, a very fast response with the ability to measure gases with BTU values down to zero and the measurement of the Combustion Air Requirement Index besides Wobbe Index and Heating Value.

## Wobbe Index vs. Combustion Air Requirement Index

The 9610 provides a direct measurement of the Combustion Air Requirement Index (CARI) of a fuel, which is ideally suited for the precise control of the fuel-air ratio of a combustion process.

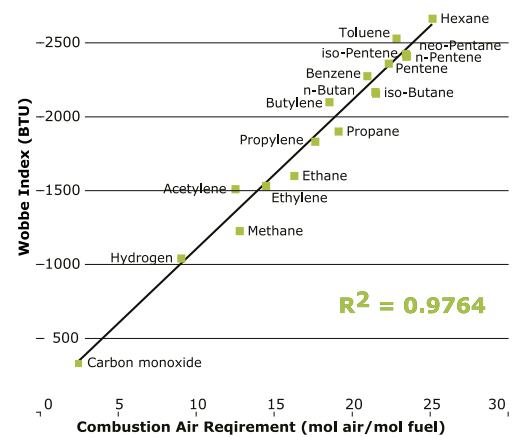
In applications where the amount of energy introduced to the burner is to be controlled, the Wobbe Index can be closely correlated to the CARI index. Differences between the two measurements can be calibrated by the use of suitable calibration gases; in natural gas

applications the instrument accuracy of the 9610 is  $\pm 0.4\%$  of reading.

The stability, accuracy, response and reliability of the residual oxygen measurement represent significant advantages over traditional flame calorimeters and more than compensate for the small theoretical error in calculating Wobbe. It should be noted, that other calorimeters including flame type are not primary standards either, and they also depend on the use of suitable calibration gases.

## Correlation Between Wobbe Index and Combustion Air Requirement

	Combustion Air Requirement (mol/mol)	Wobbe Index (BTU)
CARBON MONOXIDE (CO)	2.427	326.9
HYDROGEN (H <sub>2</sub> )	9.048	1041
ACETYLENE (C <sub>2</sub> H <sub>2</sub> )	12.52	1509.1
METHANE (CH <sub>4</sub> )	12.787	1226.1
ETHYLENE (C <sub>2</sub> H <sub>4</sub> )	14.475	1532
ETHANE (C <sub>2</sub> H <sub>6</sub> )	16.292	1599.1
PROPYLENE (C <sub>3</sub> H <sub>6</sub> )	17.638	1830.7
BUTYLENE (C <sub>4</sub> H <sub>6</sub> )	18.541	2098.8
PROPANE (C <sub>3</sub> H <sub>8</sub> )	19.126	1899.5
BENZENE (C <sub>6</sub> H <sub>6</sub> )	20.966	2275.2
N-BUTANE (n-C <sub>4</sub> H <sub>10</sub> )	21.487	2167.7
ISO-BUTANE (i-C <sub>4</sub> H <sub>10</sub> )	21.527	2156.9
PENTENE (C <sub>5</sub> H <sub>10</sub> )	22.34	2360
TOLUENE (C <sub>7</sub> H <sub>8</sub> )	22.839	2528.6
N-PENTANE (n-C <sub>5</sub> H <sub>12</sub> )	23.45	2425.2
NEO-PENTANE (neo-C <sub>5</sub> H <sub>12</sub> )	23.48	2406.4
ISO-PENTANE (i-C <sub>5</sub> H <sub>12</sub> )	23.509	2413.2
HEXANE (C <sub>6</sub> H <sub>14</sub> )	25.161	2663.6



The table and graph above show the relationship of Wobbe Index and the Stoichiometric Dry Air Requirement for some typical gas constituents. The correlation is close to linear ( $R^2 = 0.9764$ ) with an intercept close to zero. The residual oxygen method takes advantage of this correlation by linear extrapolation between measurements of known calibration gases.  $R^2$  for typical natural gas constituents plus hydrogen and CO is 0.9888.

## Heating Value

For applications requiring the measurement of the Heating Value, a precision specific gravity cell with an accuracy of  $\pm 0.1\%$  of reading is integrated into the 9610, and the processor computes the heating value. In applications, where the fuel-air ratio is to be optimized based on the CARI, the measurement of specific gravity is not required.

## Analyzer Construction

The 9610 is housed in a painted stainless steel NEMA4x (IP65) cabinet with the dimensions 41" x 41" x 16" suitable for outdoor installations without additional temperature controlled shelter. For extreme climate conditions, the standard operating temperature range of the 9610 can be extended with the addition of a cabinet heater

and/or vortex cooler. The cabinet is rack mounted. A rack is supplied.

The analyzer cabinet has three compartments: the gas mixing compartment, the combustion furnace compartment and the electronics compartment.



The **gas mixing compartment** contains sample conditioning and the gas mixing system. Components in this compartment are intrinsically safe. The gas mixing compartment is heated to avoid condensation of heavier gas constituents.

The **electronics compartment** contains the industrial PC based controller, which performs all instrument control functions and calculations. Results are available through isolated analog outputs and an LCD, which is visible through a cabinet window and displays residual O<sub>2</sub> in %, Cell voltage in mV, Wobbe-Index and Calorific Heating Value (optionally) in BTU/SCF or MJ/Nm<sup>3</sup>, relative density (optional), and CARI (Combustion Air Requirement Index).

The **combustion furnace compartment** contains the combustion furnace with the zirconia oxide sensor. The exhaust gas is vented and drained. The electronics compartment and combustion furnace compartment can optionally be purged for Class 1 Div 2 applications.

The **optional purge panel** is mounted at the underside of the enclosure.

---

## Maintenance

The 9610 has no moving parts and consequently, maintenance requirements are low. With the use of proper sample conditioning, the 9610 can operate unattended for several months. All compartments are easily accessible through separate doors on the front side of the enclosure.



## SPECIFICATIONS

Analyzer Performance:	
Model	9610
Sample gas	Natural gas, fuel gas, refinery gases, biogas, flare gas, etc.
Ranges	Wobbe Index: 0-2730 BTU/SCF, span 1150 BTU/SCF (selectable) CARI Index: 0-20, span 0-10)
Accuracy (Wobbe)	±0.4% of reading for natural gas ±2.0% of reading for refinery gases with large variations of constituents and BTU values
Repeatability	±0.7 BTU/SCF
Drift	0.4 BTU/SCF/24 hours
Response time	T90 < 5 sec Wobbe only T90 ≥ 10sec with *Density cell
Ambient temperature	Base: 5°C (41°F) to 45°C (113°F) Extended: -40°C (-40°F) to 60°C (104°F)**
Outputs	2 x isolated 4-20mA Malfunction relay
Specific Gravity (optional)	Range: 0.2-2.2 RD
Accuracy	±0.1% of reading
Utilities:	
Power supply	110 VAC, 50/60 Hz or 230 VAC/50 Hz
Power consumption	1260 VA to 3000 VA maximum based on options
Instrument air	20 SCFH (566 SLPH) (base analyzer) at 60psig 40 SCFH (1,133 SLPH) (z-purge) at 80psig 50 SCFH (1416 SLPH) (x-purge running) at 80psig 444 SCFH (12,579 SLPH) (purge and vortex system) at 80psig 1000 SCFH (2832 SLPH) (x-purge 8-minute start up) at 80psig
Sample	2 SCFH (0.94 SLPM) at 28psig

\* Streaming option for <5 seconds.

\*\* Optional heater and cooler needed for extended ambient temperature range.

## Installation:

### Mounting

Freestanding Frame

### Dimensions

40.8 x 40.8 x 16.3 inches (1000 x 1000 x 400 mm)

### Weight

Up to 450 lbs (204 kg). Shipping weight 750 lbs (340 kg)

## Certifications:

### ATEX/IECEX

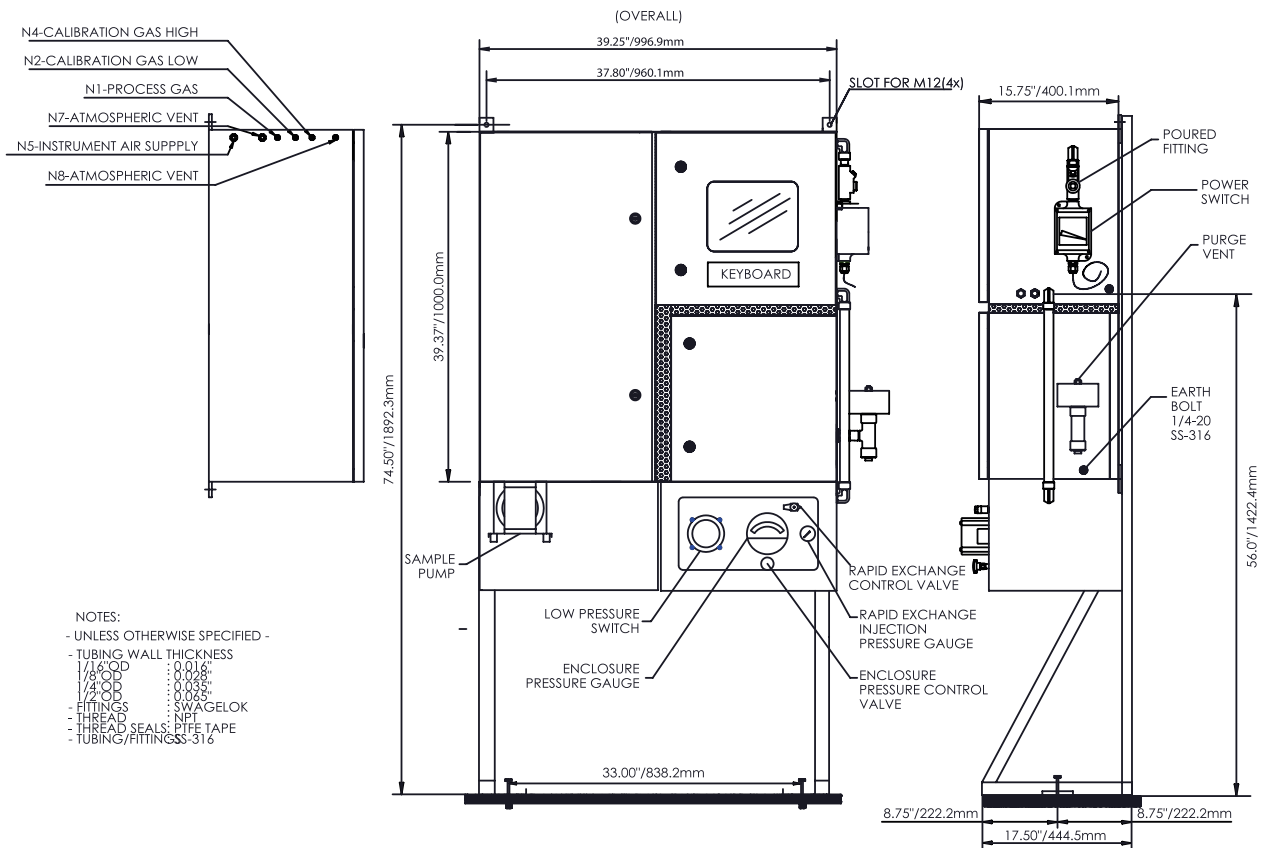
EN 60079-0:2009  
 EN 60079-2:2007  
 EN 60079-11:2007  
 EN 60529 (+A1):2000



### US/CANADA

FM3600 1998  
 FM3610 2010  
 FM3810 2005  
 FM3620: 2000  
 ANSI/NEMA 250: 1991  
 ANSI/NFPA-496: 2003  
 CSA-C22.2 No. 0.4: 1999  
 CSA-C22.2 No. 157: 2006  
 CSA-C22.2 No. 1010.1: 2004  
 CSA-C22.2 No. 60529: 2005

## Dimensions:



## **GAIN REAL-TIME INSIGHT INTO YOUR PROCESS**

Process Insights delivers premium analytical sensors, analyzers, instrumentation, software and solutions that are mission-critical to keep your operations, personnel, and the environment safe. Our commitment to customer satisfaction is evident through our diverse range of products, programs, and services, designed to accommodate various budgets and application needs.

---

## **CENTERS OF EXCELLENCE | PROVIDING PROVEN SOLUTIONS**

### **Process Insights – The Americas**

14400 Hollister Street, Suite 800B, Houston, TX 77066, USA +1 713 947 9591

### **Process Insights – EMEA**

ATRICOM, Lyoner Strasse 15, 60528 Frankfurt, Germany +49 69 20436910

### **Process Insights – APAC**

Wujiang Economic and Technology, Development Zone, No. 258 Yi He Road, 215200 Suzhou, Jiangsu Province, China +86 400 086 0106

---

For a complete range of products, applications, systems, and service options, please contact us at: [info@process-insights.com](mailto:info@process-insights.com)

For a complete list of sales & manufacturing sites, please visit: <https://www.process-insights.com/about-us/locations/>

